



## Fence Requirements for Hampton Cove

### HCOA Standards & Restrictions, Fences, Section 3.2

- Fences must have brick posts in all corners
- Fence sides longer than 75 feet must have a center brick column
- Exterior side of the fence must be finished, structural elements must be covered or face inside
- Fences may not exceed 6 feet in height
- Fences may not be under 4 feet in height
- Fences that “tie-in” share a common wall and brick post with neighbors. Written permission from neighbor must be submitted to “tie-in” or attach to neighbor’s brick post
- Fences that do not tie-in must be brought in 3 feet between fences to allow for maintenance, weeding, painting, etc. between the fences
- Residents are responsible for maintaining 3 feet from the outside of their fence with regular weeding, mowing, edging, painting, staining and repairing
- Wood fences must be painted or stained an approved color
- No fence may come closer to the front lot line than the rear most corner of the home
- Golf course lots must use aluminum or wrought iron fencing
- Lake lots have special requirements
- Mallard’s Landing, Stoneleigh Terrace and Eastern Shore lots have special requirements
- Fences viewable from the Eastern Bypass must be stained Sherwin-Williams Sand Castle
- A survey is recommended. The HCOA is not responsible for establishing property lines

---

### Hampton Cove Party Fence Agreement

Neighbor 1 grants permission for Neighbor 2 to connect to brick posts and “tie in” for the purpose of erecting a fence to enclose the back yard. Once attached, the fence becomes a party fence and each owner/resident is responsible for maintenance on their side of fence and share equally the cost of repair and/or replacement of the shared portion.

This agreement is between:

\_\_\_\_\_  
Neighbor 1 (name and address)

\_\_\_\_\_  
Signature

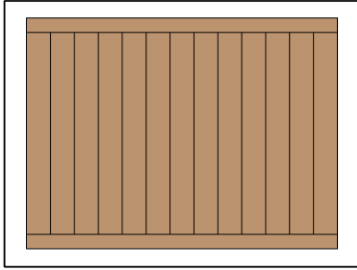
and \_\_\_\_\_  
Neighbor 2 (name and address)

\_\_\_\_\_  
Signature

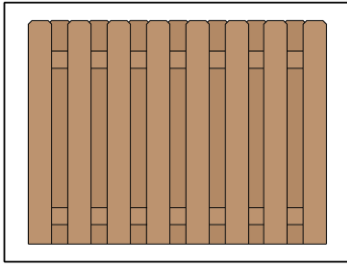
Date \_\_\_\_\_

**Hampton Cove FENCE STYLES**

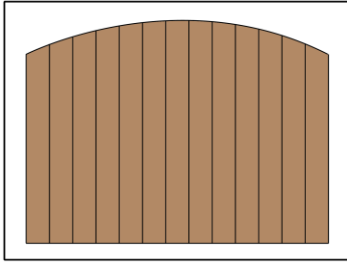
*Maximum fence height at highest point is 6 feet. Minimum fence height is 4 feet*



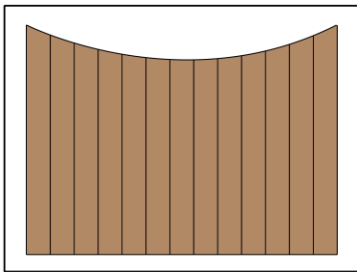
Cap and Trim




Shadowbox



Arched



Swagged or Scalloped



Classic or Long Islander black metal aluminum. May also have puppy pickets.

**APPROVED GATE STYLES**

For Stoneleigh Terrace, Eastern Shore and Mallards Landing communities, access gate must be no smaller than 5 feet wide to allow entrance of lawn care equipment.

